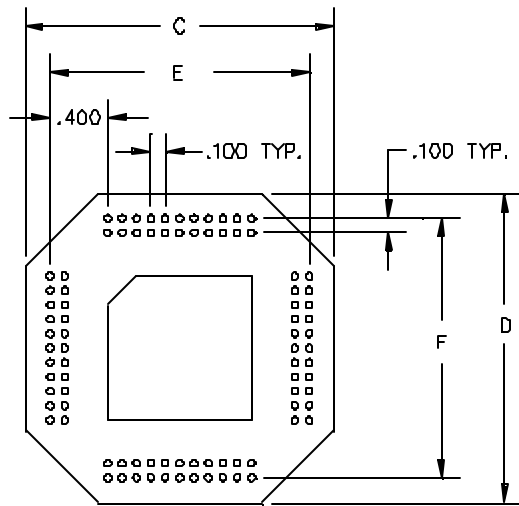


PLCC socket breakouts fit into any PLCC socket and provide wire wrap pins for connection to your instrument. Gold plated contacts assure noise free connections. A template (shown at right) is included which provides PLCC pin numbers. One side is for chips with pin #1 in the top center position, the other side is for chips with pin #1 in the top left position.

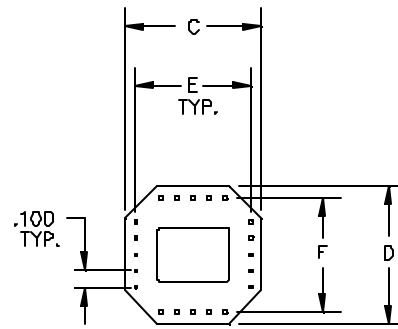
- Interfaces directly with board mounted PLCC sockets in place of the PLCC chip.
- PLCC socket is included to replace the PLCC chip in the circuit.
- Gold plated wire wrap pins and socket contacts assure noise free connections.

Pomona's PLCC socket breakouts are perfect for use with logic analyzers, for field service testing, failure analysis, and for use with emulators.

All dimensions are in inches. Tolerances (except noted): .xx = ±.02" (.51 mm), .xxx = ± .005" (.127 mm).
All specifications are to the latest revisions. Specifications are subject to change without notice.
Registered trademarks are the property of their respective companies. Made in USA



LAYOUT NO. 1



LAYOUT NO. 2

PLCC BREAKOUT AND TEMPLATE DIMENSIONS

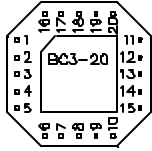
| Size | Model | TEMPLATE | | A | B | C | D | E | F | G |
|------|-------|----------|-----|------|------|------|------|------|------|-----|
| | | Layout | Dwg | | | | | | | |
| 20 | 5450 | 2 | A | .95 | .95 | .95 | .95 | .80 | .8 | .20 |
| 28 | 5451 | 1 | B | 1.25 | 1.25 | 1.50 | 1.40 | 1.10 | 1.10 | .40 |
| 32 | 5878 | 1 | C | 1.15 | 1.20 | 1.35 | 1.40 | 1.00 | 1.05 | .25 |
| 44 | 5452 | 1 | D | 1.45 | 1.45 | 1.70 | 1.70 | 1.30 | 1.30 | .40 |
| 52 | 5453 | 1 | E | 1.55 | 1.55 | 1.75 | 1.75 | 1.40 | 1.40 | .40 |
| 68 | 5454 | 1 | F | 1.75 | 1.75 | 2.20 | 2.20 | 1.60 | 1.60 | .40 |

All dimensions are in inches. Tolerances (except noted): .xx = ±.02" (.51 mm), .xxx = ± .005" (.127 mm).
 All specifications are to the latest revisions. Specifications are subject to change without notice.
 Registered trademarks are the property of their respective companies. Made in USA

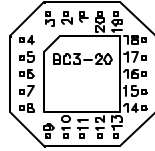
| | | | | | | | | | | |
|----|-------------|---|---|------|------|------|------|-----|-----|-----|
| 84 | 5455 | 1 | G | 1.95 | 1.95 | 2.15 | 2.15 | 1.8 | 1.8 | .40 |
|----|-------------|---|---|------|------|------|------|-----|-----|-----|

All dimensions are in inches. Tolerances (except noted): .xx = ±.02" (.51 mm), .xxx = ± .005" (.127 mm).
All specifications are to the latest revisions. Specifications are subject to change without notice.
Registered trademarks are the property of their respective companies. Made in USA

Models 5450,5451,5452,5453, 5454, 5455 & 5878 PLCC Socket Breakouts

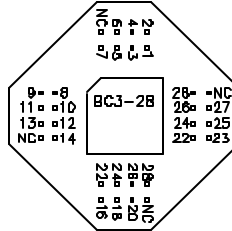


TOP LEFT

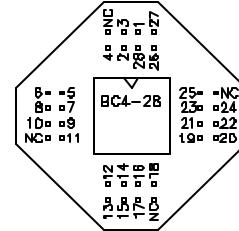


CENTER

TEMPLATE A
MODEL 5450

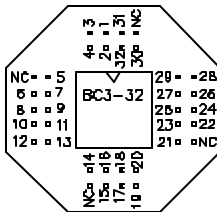


TOP LEFT



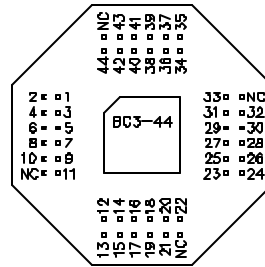
CENTER

TEMPLATE B
MODEL 5451

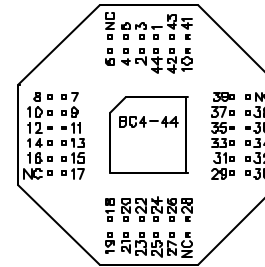


CENTER

TEMPLATE C
MODEL 5878

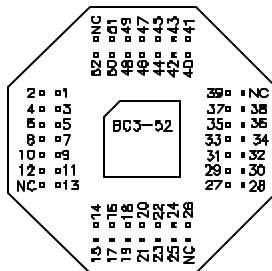


TOP LEFT

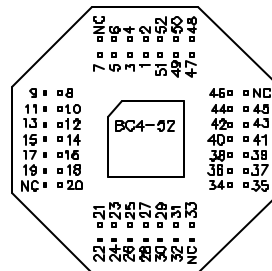


CENTER

TEMPLATE D
MODEL 5452



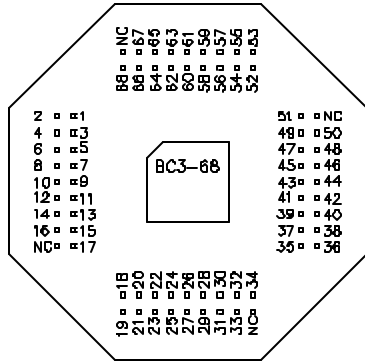
TOP LEFT



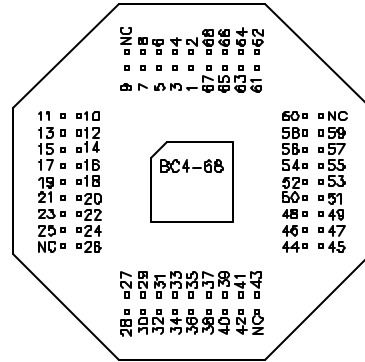
CENTER

TEMPLATE E
MODEL 5453

All dimensions are in inches. Tolerances (except noted): .xx = ±.02" (.51 mm), .xxx = ± .005" (.127 mm).
All specifications are to the latest revisions. Specifications are subject to change without notice.
Registered trademarks are the property of their respective companies. Made in USA

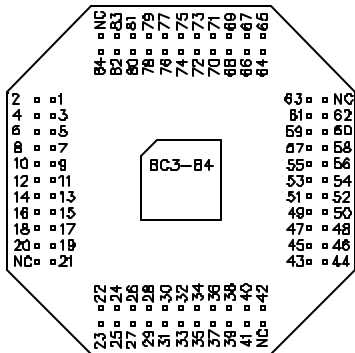


TOP LEFT

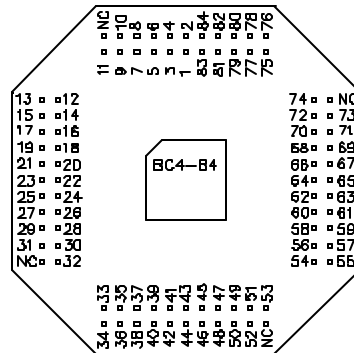


CENTER

TEMPLATE F
MODEL 5454



TOP LEFT



CENTER

TEMPLATE G
MODEL 5455

All dimensions are in inches. Tolerances (except noted): .xx = ±.02" (.51 mm), .xxx = ±.005" (.127 mm).
All specifications are to the latest revisions. Specifications are subject to change without notice.
Registered trademarks are the property of their respective companies. Made in USA